






P O W E R E D B Y
I B L


ENGINE	POWER	DRIVER REQUIREMENTS	CCT	OPTICS	LUMINOUS FLUX (LM) @3000K
'A' ENGINE 	2W	9V / 250mA	2700K, 3000K, 4000K	15°	280
				25°	277
				40°	279
	5W	9V / 500mA	2700K, 3000K, 4000K	15°	511
				25°	515
				40°	513
		36V / 150mA	Warm Dim 2700K - 1800K	15°	423
				25°	442
40°	377				


ENGINE	POWER	DRIVER REQUIREMENTS	CCT	OPTICS	LUMINOUS FLUX (LM) @3000K
PUK 	2W	9V / 250mA	2700K, 3000K, 4000K	15°	216
				20°	212
				35°	192
	5W	9V / 500mA	2700K, 3000K, 4000K	15°	409
				20°	382
				35°	350
		36V / 150mA	Warm Dim 2700K - 1800K	15°	350
				20°	349
				35°	316


ENGINE	POWER	DRIVER REQUIREMENTS	CCT	OPTICS	LUMINOUS FLUX (LM) @3000K
6W 'B' ENGINE 	6W	9V / 700mA	2700K, 3000K, 4000K	10°	626
				20°	621
				35°	601
				45°	570
				60°	598
		36V / 160mA	Warm Dim 2700K - 1800K	20°	409
				35°	394
				45°	393
				60°	413



P O W E R E D B Y
I B L

ENGINE	POWER	DRIVER REQUIREMENTS	CCT	OPTICS	LUMINOUS FLUX (LM) @3000K
9W 'B' ENGINE 	9W	31V / 250mA	2700K, 3000K, 4000K	10°	791
		36V / 250mA		20°	957
				35°	929
				45°	874
	36V / 250mA	Warm Dim 2700K - 1800K	60°	911	
			20°	621	
			35°	596	
			45°	594	
60°	628				

ENGINE	POWER	DRIVER REQUIREMENTS	CCT	OPTICS	LUMINOUS FLUX (LM) @3000K
12W 'C' ENGINE 	12W	31V / 350mA	2700K, 3000K, 4000K	10°	1015
		36V / 350mA		20°	1297
				35°	1242
				45°	1171
	36V / 350mA	Warm Dim 2700K - 1800K	60°	1224	
			20°	787	
			35°	761	
			45°	776	
60°	805				

ENGINE	POWER	DRIVER REQUIREMENTS	CCT	OPTICS	LUMINOUS FLUX (LM) @3000K
19/25W 'D' ENGINE 	19W	36V / 550mA	2700K, 3000K, 4000K	10°	1960
				20°	2272
				35°	2214
				45°	2190
		60°	1996		
		36V / 550mA	Warm Dim 3000K - 2000K	20°	1555
	35°			1509	
	25W	36V / 700mA	2700K, 3000K, 4000K	45°	1481
				60°	1311
				10°	2369
				20°	2797
		36V / 700mA	Warm Dim 3000K - 2000K	35°	2709
				45°	2691
				60°	2456
20°				2093	
35°	2038				
45°	1996				
60°	1766				